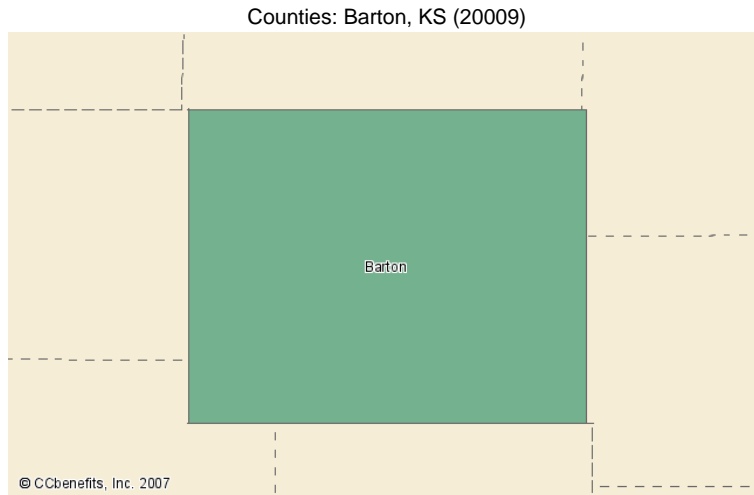


Barton Community College

245 NE 30 Road
Great Bend, Kansas 67530
620.792.2701

Suggest Industries Report

Region: Barton County



Report produced by CCbenefits, Inc. www.ccbenefits.com
Data by Economic Modeling Specialists, Inc. www.economicmodeling.com

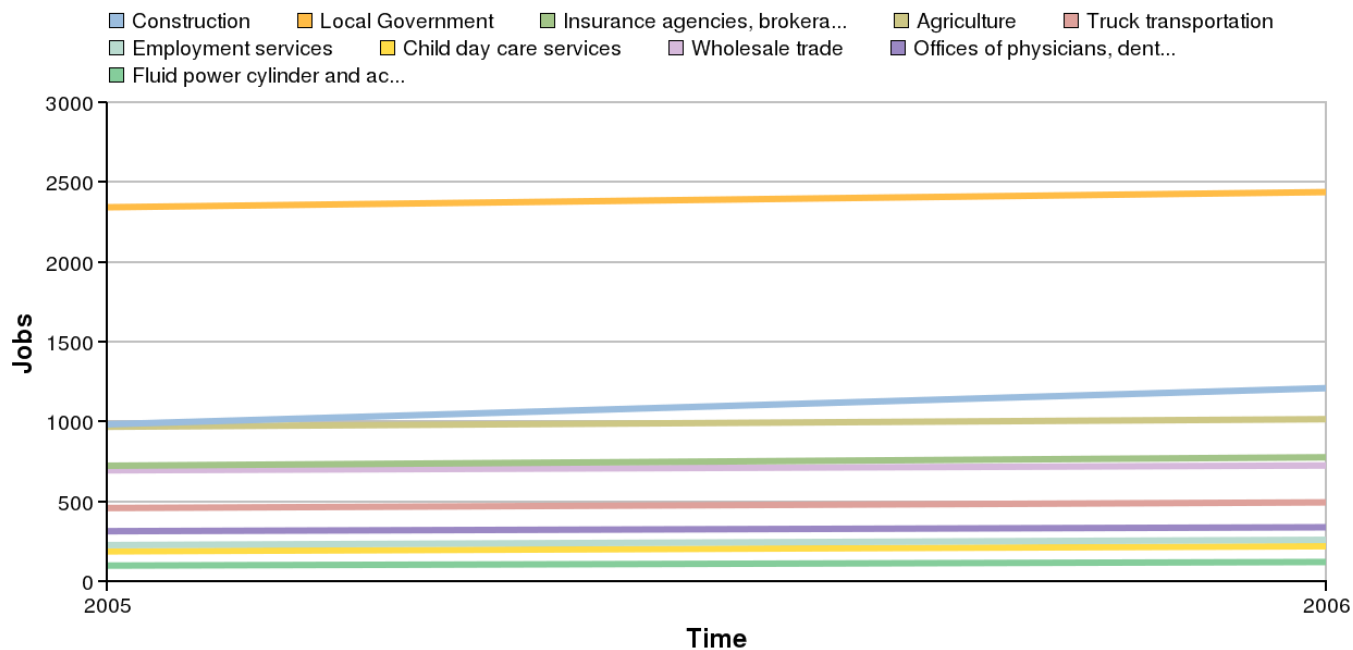
Best Industries To Meet Regional Requirements

NAICS I-O Code	Description	\$ Required(K)	\$ Satisfied in Region(K)	Difference(K)	In Region
550000	Management of companies and enterprises	\$71,355	\$3	\$71,352	✓
533000	Lessors of nonfinancial intangible assets	\$69,967	\$5,150	\$64,818	✓
331421	Copper rolling, drawing, and extruding	\$61,486	\$0	\$61,486	
52A000	Monetary authorities and depository credit intermediation	\$48,962	\$947	\$48,015	✓
531000	Real estate	\$76,794	\$33,127	\$43,667	✓
311611	Animal, except poultry, slaughtering	\$46,300	\$5,897	\$40,403	✓
420000	Wholesale trade	\$118,735	\$79,867	\$38,868	✓
517A00	Telecommunications, not counting cable and other program distribution	\$35,075	\$4,198	\$30,877	✓
336110	Automobile and light truck manufacturing	\$27,923	\$0	\$27,923	
524100	Insurance carriers	\$31,578	\$4,914	\$26,664	✓

Source: Economic Modeling Specialists, Inc. - 8/07

Fastest Growing Industries

2005-2006 Industry Growth



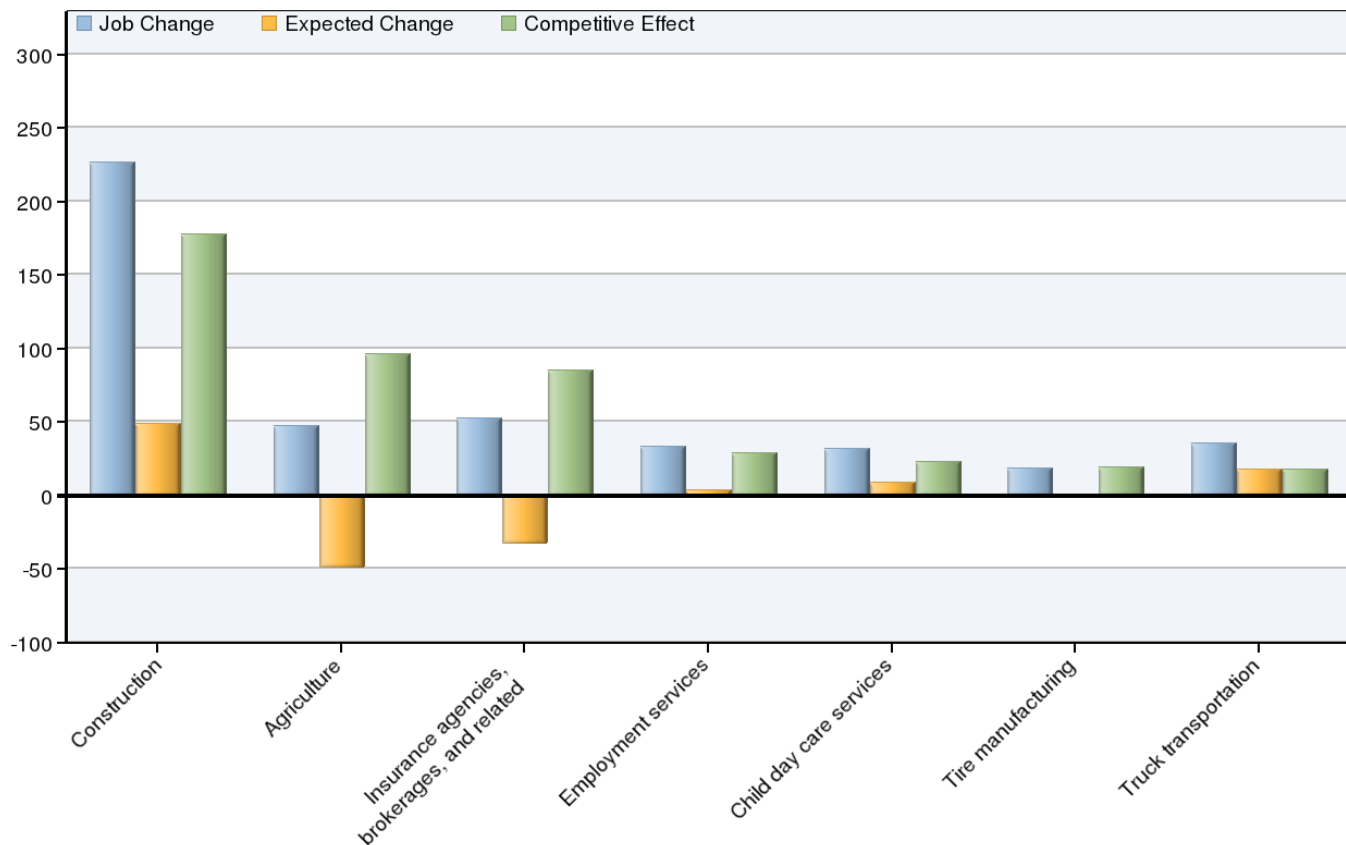
Source: CCbenefits, 2007

NAICS I-O Code	Description	2005 Jobs	2006 Jobs	Growth	Growth %
230000	Construction	982	1,209	227	23%
9L0000	Local Government	2,342	2,437	95	4%
524200	Insurance agencies, brokerages, and related	723	776	53	7%
11A000	Agriculture	967	1,014	47	5%
484000	Truck transportation	458	493	36	8%
561300	Employment services	226	259	33	15%
624400	Child day care services	187	219	32	17%
420000	Wholesale trade	694	724	30	4%
621A00	Offices of physicians, dentists, and other health practioners	313	338	25	8%
333995	Fluid power cylinder and actuator manufacturing	97	120	23	24%

Source: Economic Modeling Specialists, Inc. - 8/07

Industries With Top Regional Competitiveness

Industries with Top Regional Competitiveness: 2005-2006



Source: CCbenefits, 2007

NAICS I-O Code	Description	Job Change	Ind Mix Effect	Nat Growth Effect	Expected Change	Competitive Effect
230000	Construction	227	27	21	49	178
11A000	Agriculture	47	-70	21	-49	96
524200	Insurance agencies, brokerages, and related	53	-48	16	-32	85
561300	Employment services	33	-1	5	4	29
624400	Child day care services	32	5	4	9	23
326210	Tire manufacturing	19	-1	0	0	19
484000	Truck transportation	36	8	10	18	17

Source: Economic Modeling Specialists, Inc. - 8/07

Top Multiplier Effects

NAICS I-O Code	Description	Sales Multiplier	In Region
814000	Private households	2.98	✓
311611	Animal, except poultry, slaughtering	2.83	✓
491000	Postal service	2.75	✓
813100	Religious organizations	2.74	✓
561300	Employment services	2.71	✓
5419A0	All other miscellaneous professional and technical services	2.71	✓
311222	Soybean processing	2.67	
561600	Investigation and security services	2.66	✓
311223	Other oilseed processing	2.66	
113A00	Forest nurseries, forest products, and timber tracts	2.66	✓

Source: Economic Modeling Specialists, Inc. - 8/07